

WEIGHING  
A&D

# CHECKWEIGHING SCALE



**FS-i** SERIES



## FS-i SERIES

### Easy to Use, Rugged, Waterproof, Stainless Steel Checkweighers with Analog Sweep LCD Display, Digital Keypad, and Setpoint Memory Recall for Quick, Accurate, and Reliable Measuring.



#### Key Features

- **Large, Bright Comparator Lights** — Red (LO), Green (OK), and Yellow (HI) lights are easy to read under any lighting condition.
- **Three Resolution Levels** — Up to 1/17,500 resolution allows for high precision weighing with tight tolerance specifications.
- **60-Segment Adjustable Analog Sweep Display** — HI/LO Limit, Target, and Full Range modes are ideal for filling applications.
- **100-Item Data Memory** — Target and Limit values for frequently weighed items can easily be stored and recalled.

#### Additional Features

- 18 mm high LCD Display with Backlight
- Tilting Display Head with Digital Keypad
- Preset Tare
- Multiple Weighing Units: g, kg, lb, oz, and lb-oz
- Stainless Steel Construction
- Waterproof to IP-65 Standard
- NSF Certified
- RE-232 Comparator Output Option
- Rechargeable Sealed Lead-Acid (SLA) Battery Option
- Operator Key Lockout Function

FS-6Ki (15lb)  
FS-15Ki (35lb)



Medium (9.8" X 9.8") Pan

FS-30Ki (70lb)




Large (15" X 11.9") Pan















# CHECKWEIGHING SCALE

## Fast and Simple Check Weighing

Simply key-in the HI and LO set point values, or recall them from up to 100 pre-set memories — and the FS-i comparator ensures your product is packed accurately!



Analog Sweep Display for Target Weighings

- |   |   |   |   |
|---|---|---|---|
|  | Turns the scale on and off                                      |  | Enter High limit value  |
|  | Recalls stored ID (00-99) of Target, LO, and HI data points     |  | Tares the scale   |
|  | Enter Target Weight using the keypad                            |  | Changes units of measure (g, kg, lb, oz, lb-oz)                     |
|  | Enter Target Weight based on sample placed on scale             |  | Changes Analog Sweep Display (Full Range, Target, HI/LO Limit, Off) |
|  | Preset Tare value entry   |  | Zeroes the scale  |
|  | Assigns an ID (00-99) to current Target, LO, and HI data points |  | Clears incorrect entries  |
|  | Enter Low limit value   |  | Print current values/ Enter values from keypad                      |

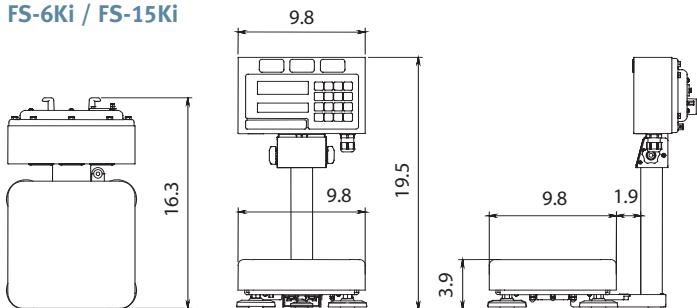
## FS-i Series Specifications

		FS-6Ki	FS-15Ki	FS-30Ki
g	Capacity	6000	15000	30000
	Resolution	0.5	1	2
		1	2	5
kg	Capacity	6	15	30
	Resolution	0.0005	0.001	0.002
		0.001	0.002	0.005
lb	Capacity	15	35	70
	Resolution	0.001	0.002	0.005
		0.002	0.005	0.01
oz	Capacity	240	560	1120
	Resolution	0.02	0.05	0.1
		0.05	0.1	0.2
lb-oz	Capacity	15	35	70
	Resolution	0.1	0.2	0.5
Display	7 Segment LCD (18.6 mm Height) with Backlight + Analog Sweep Display with Backlight			
Display Update	10 Times per Second			
Power Supply	AC Main (100V - 240V) or SLA Battery (Option) Battery Life: Approx. 80h (with no backlight, lamp, or interface)			
Operating Temperature	-10°C - 40°C / 14°F - 104°F, less than 85% R.H.			
Weight (Approx.)	8.1 kg / 17.9 lb		14.9 kg / 32.8 lb	
Weighing Pan Size	250 x 250 mm / 9.8 x 9.8 in.		380 x 300 mm / 15.0 x 11.8 in.	

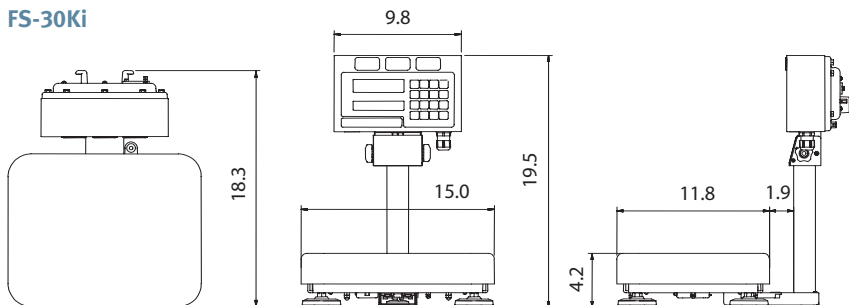
Specifications subject to change without notice.

## Physical Dimensions (inches)

### FS-6Ki / FS-15Ki



### FS-30Ki



## Options

- HC-02i Sealed Lead Acid Rechargeable Battery
- FS-01i Wall Mount Bracket
- FS-03i RS-232C + Relay Output
- FS-04i RS2422/485 + Relay Output
- FS-C 21.5" Extension Column (for FS-30Ki)